

# THE GLENDALE

Two-Story Home  
**Opt. Primary Retreat**  
 3-4 Bedrooms, 2.5 Baths  
 Approx. 2,515 sq. ft. heated



Traditional



Craftsman



Farmhouse



Showing Traditional Elevation



Craftsman Elev.  
 Window Locations

Farmhouse Elev. Window Locations



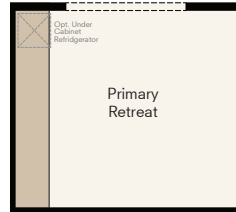
In a continuous effort by Hubble Homes to improve the quality of your home, we reserve the right to change features, prices, plans and specifications without notice. Dimensions and square feet are approximations only. Renderings are for marketing purposes only. See your onsite sales associate for additional information. © 2025 Hubble Homes, LLC. RCE-049. Revised 2025 01-14

HubbleHomes.com

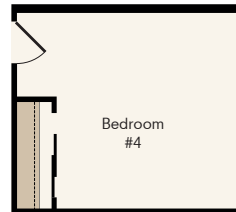


Let's get you home.

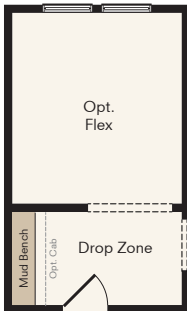
Opt. Primary Retreat  
ILO Loft



Opt. Bedroom #4  
ILO Loft



Opt. Flex  
ILO Play Room



Opt. Office  
ILO Play Room



Opt. Morning Kitchen  
ILO Std. Pantry

